

luciano azzigotti
2014

aquenos


para cuarteto de saxofones

dedicado al cuarteto argentino de saxofones

Disposición material

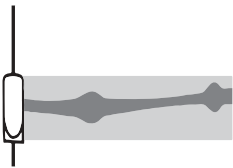
La afinación y registro del cuarteto es móvil. En cuanto al registro puede darse una combinatoria que vaya desde cuatro saxos sopranos a cuatro barítonos, la orquestación tradicional [sop. , alto, ten., bar] o cualquier intermedia.

En cuanto a la afinación puede ser libre pero siempre equidistante entre los 4 instrumentos desde 1/8 hasta un semitono de distancia.



Embocadura

dentro de la región gris se indica la posición del ataque en la caña. La parte superior corresponde al borde y la inferior la extremo interior. La línea en el centro indica la posición ordinaria. El grosor de la línea indica la presión general de boca y labios sobre la caña.



Modos de ejecución

llaves

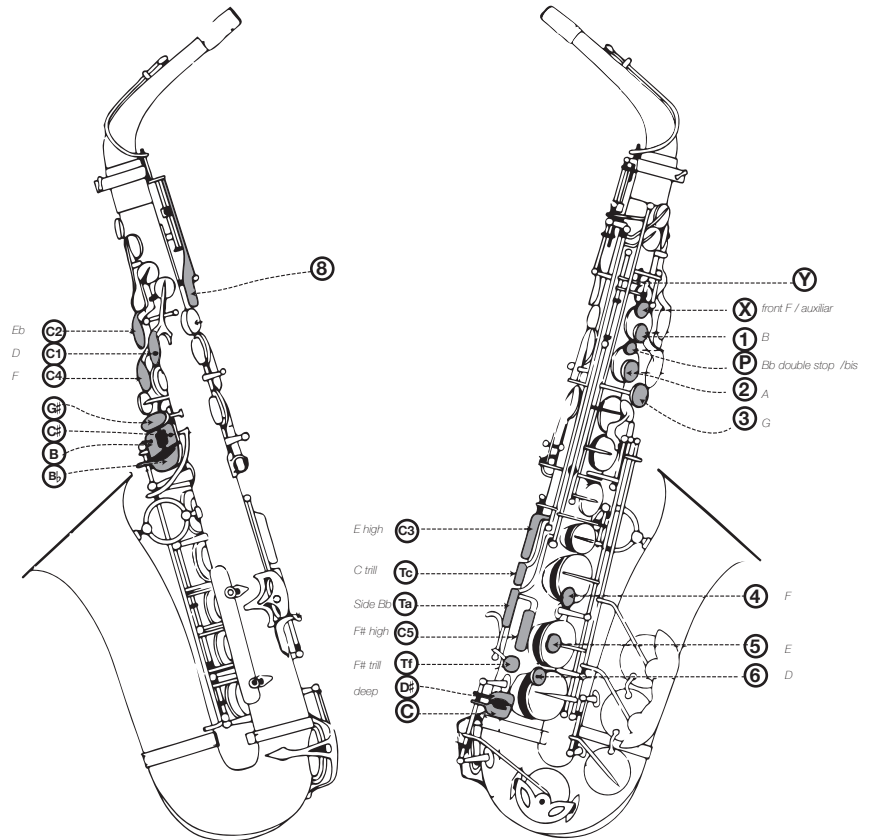
la notación de llaves corresponde a los diagramas presentados dividido por una línea central. En la parte superior se escribirá la acción de la mano izquierda, y en la inferior la de la derecha. En algunas ocasiones puede utilizarse las dos manos para una misma región del teclado. Las posiciones se indicarán en la partitura. Una vez establecidas, se repetirán.

boquilla



émbolo

tudel



Tipos de ataque

- con labio , modulado por vocales [a, e, u] , con proporción de aire
- ▣ con dientes sobre la caña
- ▣ apoyatura de diente y vuelve al sonido anterior
- Ⓞ gutural , entre ronquido y nasal haciendo vibrar todo el paladar. Aparece como abriendo y cerrando con diferentes vocales.

Acciones de lengua

- ◁▶ tongue slap
- > slap
- W frullato

Sobre las alturas y sonoridades

Salvo que se indiquen con una cabeza de nota ordinaria de negra y en pentagrama con clave de Sol, debe evitarse la producción de alturas estables y temperadas.

Se dará preponderancia a los sonidos complejos producidos por la variabilidad en la presión de la caña, la presión de aire, el tipo de embocadura y su posición y movimiento a lo largo de la caña.

A groso modo, entre estos sonidos puede diferenciarse:

- Aire
- ◇ Aire entonado y notas de fundamental falsa.
- ▣ Mitad aire mitad sonido
- Sonido ordinario
- ▲ Transitorios. Alturas o regiones tonales emergentes de complejos acústicos no controlables. Especialmente los chirridos y otros sonidos de la embocadura con diente.
- △ Fritura presión media en zona específica dependiendo de la digitación. A la vez esta fritura puede ser mas húmeda o mas seca dependiendo la cantidad de saliva. Un extremo de este sonido es apoyar toda la lengua en la caña. Ruido Blanco entonado.
- ▮ Boiling [Hirviendo] máxima presión y cierre de embocadura, generalmente en la punta de la caña. Similar a ruido blanco.

En la parte superior de cada sistema se indicará alternativamente cuando es posible lograr estas sonoridades.

La intención que debe tener el intérprete es en primer lugar poder indentificarlas, luego intensificarlas, evitando buscar el sonido puro ordinario del instrumento (a menos que se indique lo contrario).

Amplificación

4 DPA 4099 ubicados dentro de la campana.

1 parlante potenciado por instrumento entre 12 a 15 pulgadas, a distancia de 1,5-2 metros de cada músico.

La amplificación debe ser sectorizada por instrumento tratando de evitar PA y / o mezcla general.

El refuerzo sonoro debe resultar lo mas natural posible, y solo tiene como fin resaltar los microsonidos pedidos.

Además de esta función, al cerrar las llaves 4 5 6 C y Bb, es posible que el instrumento genere un feedback correspondiente a estas notas. Este efecto debe ser estudiado en cada disposición y sala para calcular la respuesta en tiempo y frecuencia.

1" • 54 ~ 60


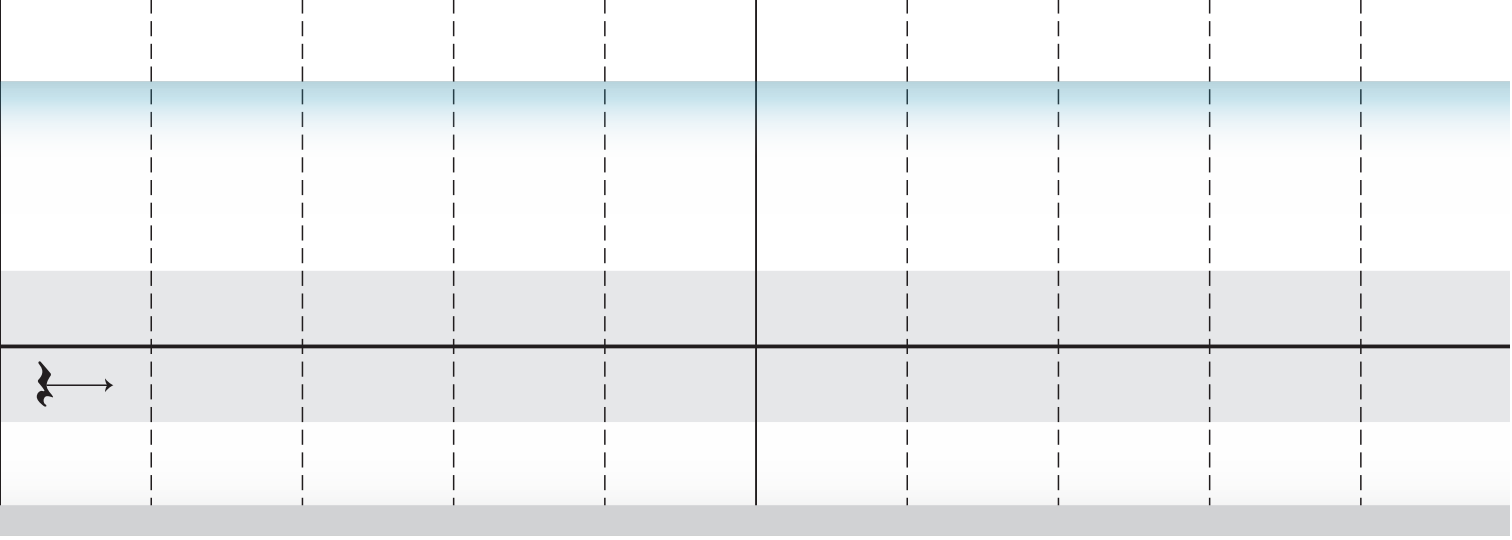
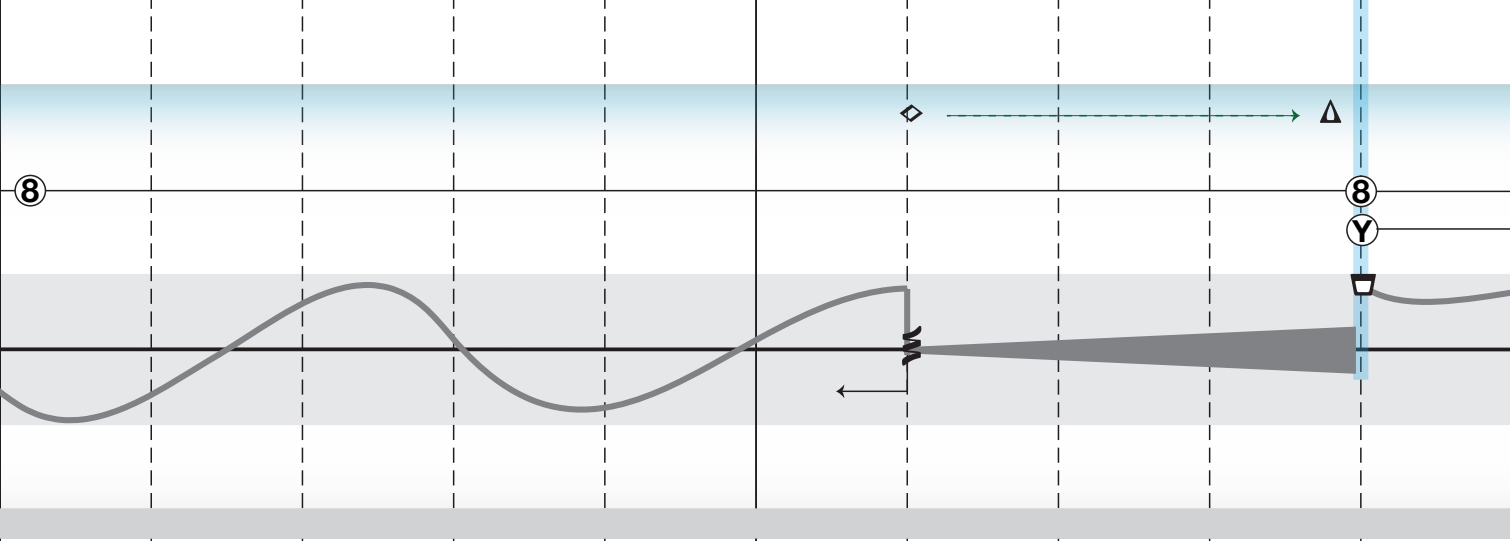
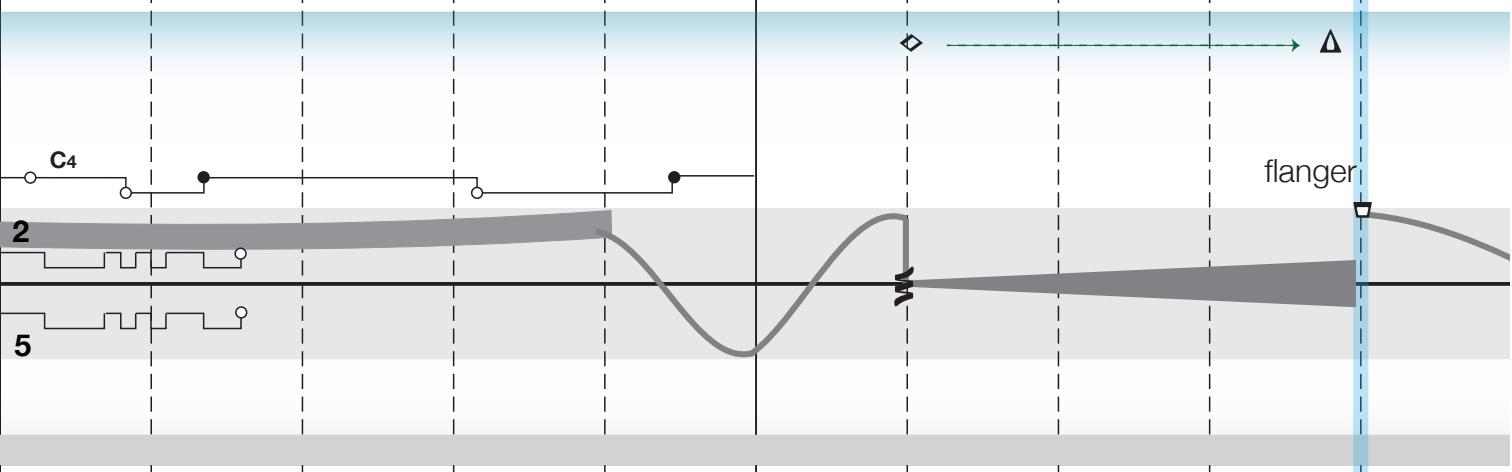
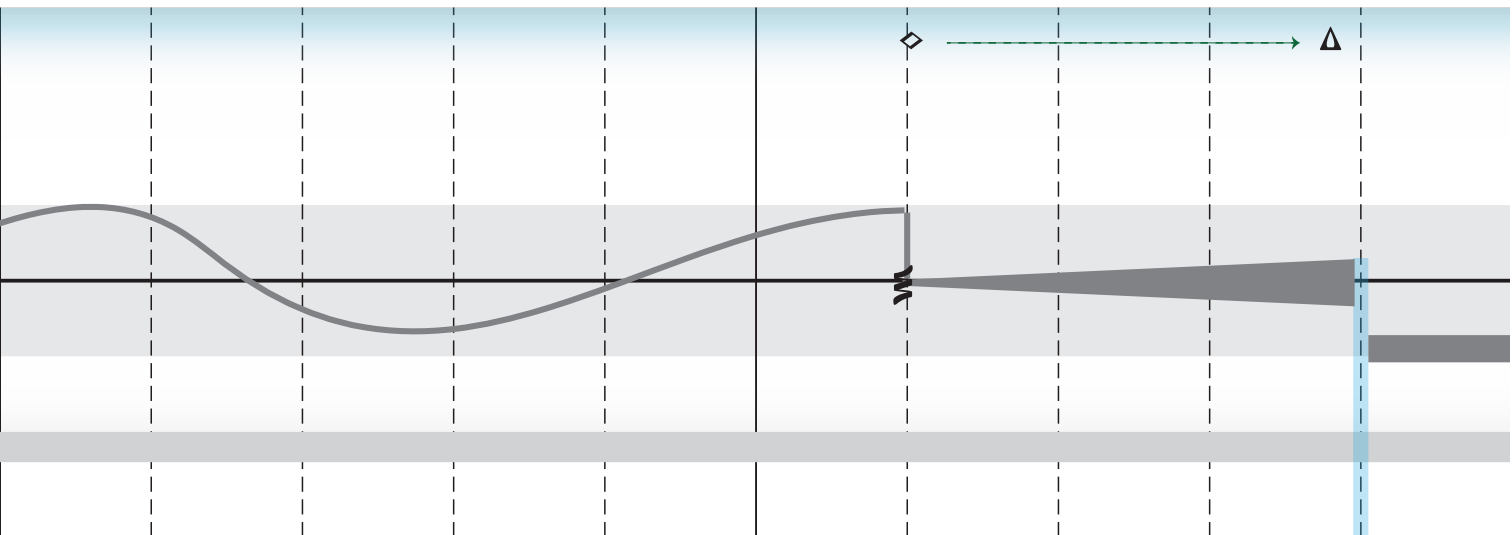
1 al aire flanger mp

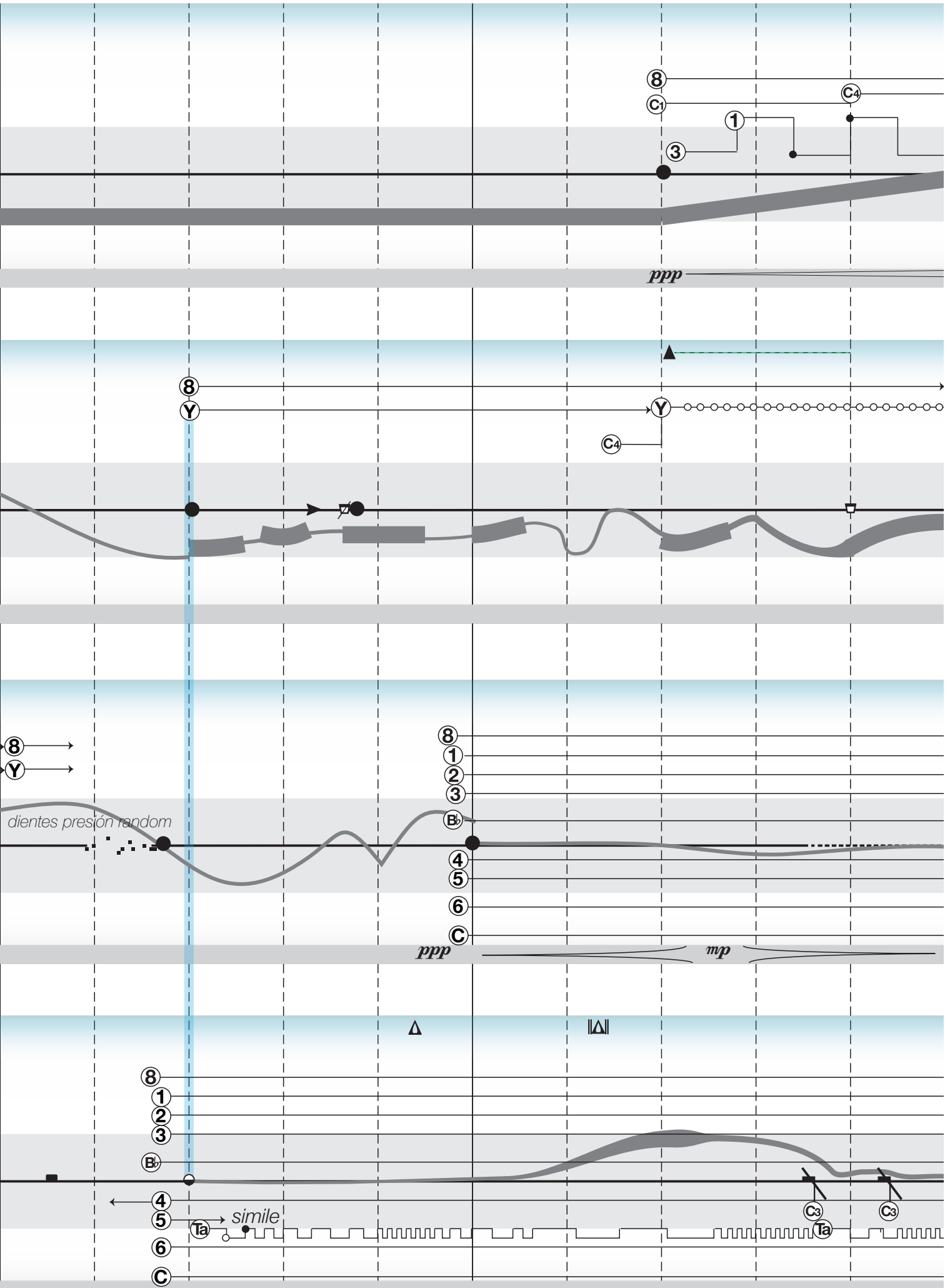
2 al aire pp mp pp mf 8 → C4 2 5

3 mantener apretado 8 flanger mp

4

Detailed description: The image shows a musical score for saxophone, divided into four staves. The first staff (labeled '1') starts with a '1"' time signature and a tempo of '54 ~ 60'. It begins with 'al aire' (breath mark) and a 'flanger' effect, indicated by a wavy line. The dynamic is marked 'mp'. The second staff (labeled '2') also starts with 'al aire'. It features a dynamic progression from 'pp' to 'mp' to 'pp' to 'mf', with a large arrow pointing to the right. A circled '8' with an arrow points to a specific measure, and circled numbers '2' and '5' are at the end. The third staff (labeled '3') has a circled '8' with the instruction 'mantener apretado' (keep pressed) and a 'flanger' effect with an arrow pointing left. The dynamic is 'mp'. The fourth staff (labeled '4') has an arrow pointing right. Vertical dashed lines align across all staves.





Staff system 1: Includes a treble clef staff with notes C1, C4, and a sequence of notes with fingerings 1, P, 1. A bass clef staff below shows a melodic line with a dynamic marking of *mp*. A thick grey shaded area represents the instrument's sound envelope, starting with a sharp attack and a gradual decay.

Staff system 2: Treble clef staff with notes C1, C4, C1, C4 and fingerings 1, 3, 1, P, 1. A bass clef staff shows a melodic line with a dynamic marking of *mp*. A thick grey shaded area shows a gradual attack labeled "a labio gradual" and a dynamic marking of *ppp*.

Staff system 3: Treble clef staff with notes C1, C4, C1 and fingerings 1, 3, 1, P, 1. A bass clef staff shows a melodic line with a dynamic marking of *mp*. A thick grey shaded area shows a gradual attack labeled "a labio gradual" and a dynamic marking of *ppp*.

Staff system 4: Treble clef staff with notes C3, C3, C3, C3 and fingerings 1, 3. A bass clef staff shows a melodic line with a dynamic marking of *mf*. A thick grey shaded area shows a gradual attack and a dynamic marking of *ppp*.

②

⑧
①
②
③

C1

mp *ppp*

C2

C2

ppp *mp*

⑧
C1

C4

C1

①
P

③

⑧
Y
X

C2

①
C4
P

③

mp

⑧
C4

C1

C1

C4

C1

①

alterna entre 1 y P

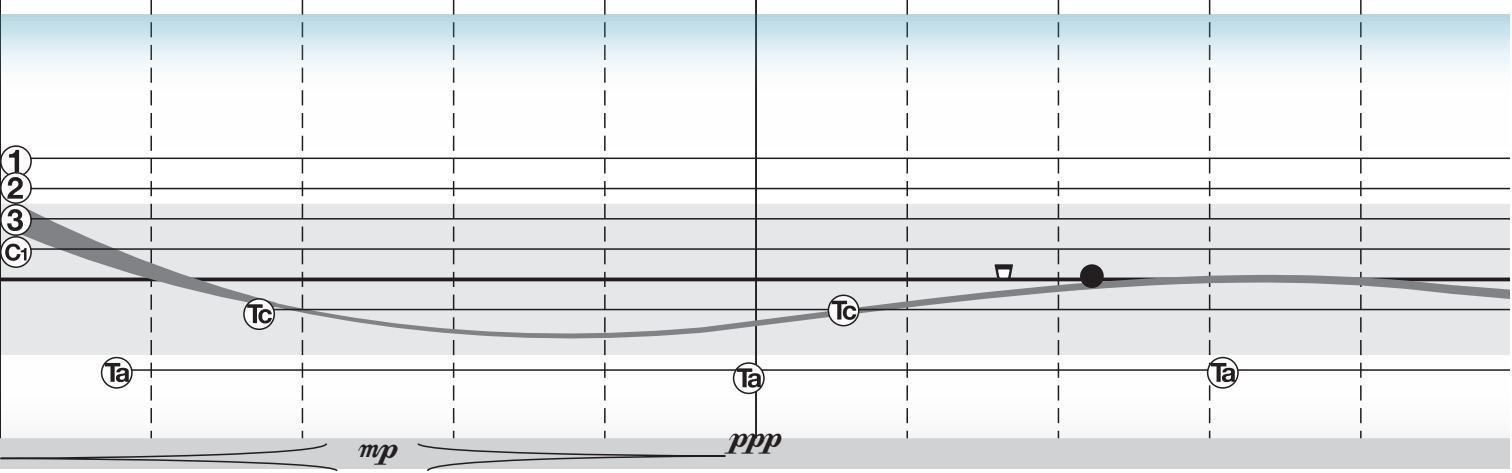
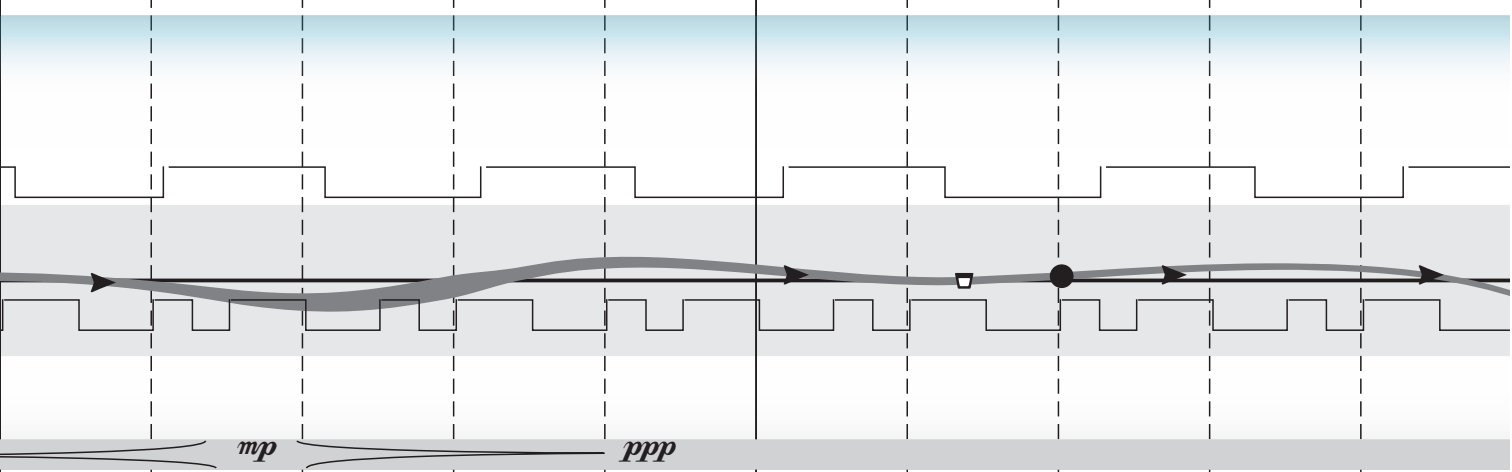
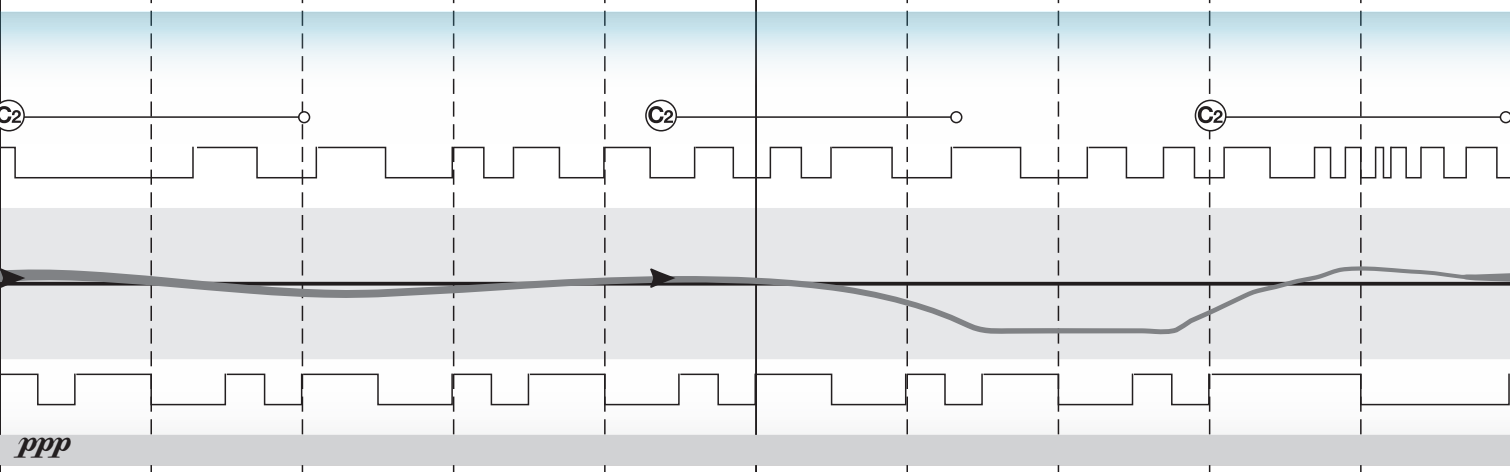
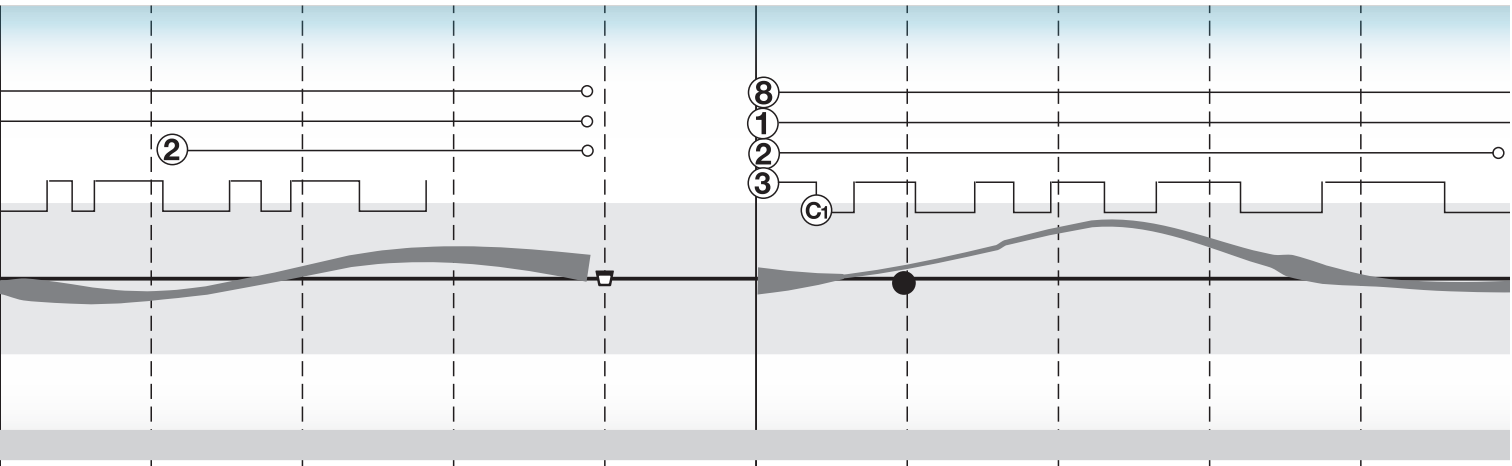
P

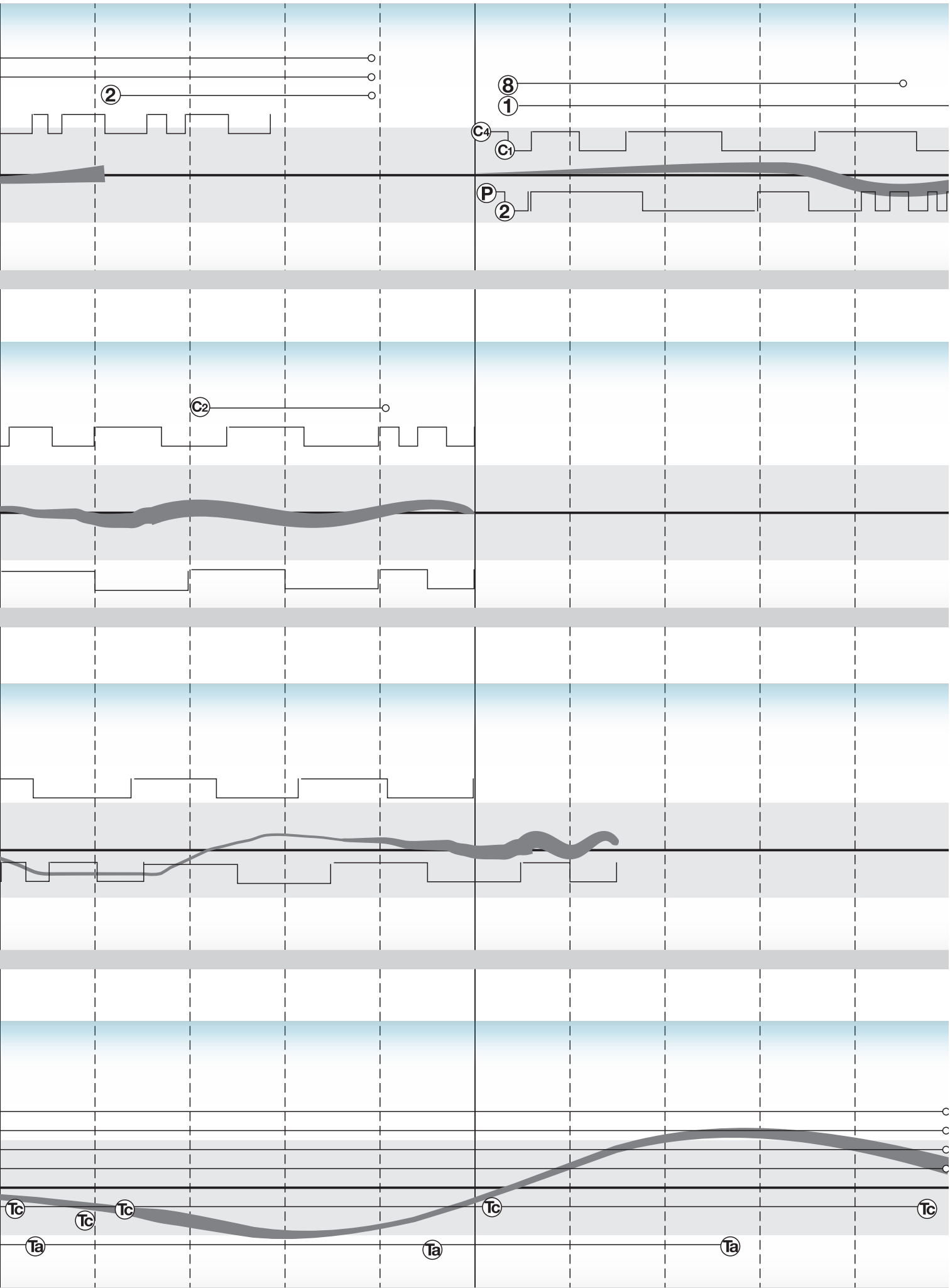
①

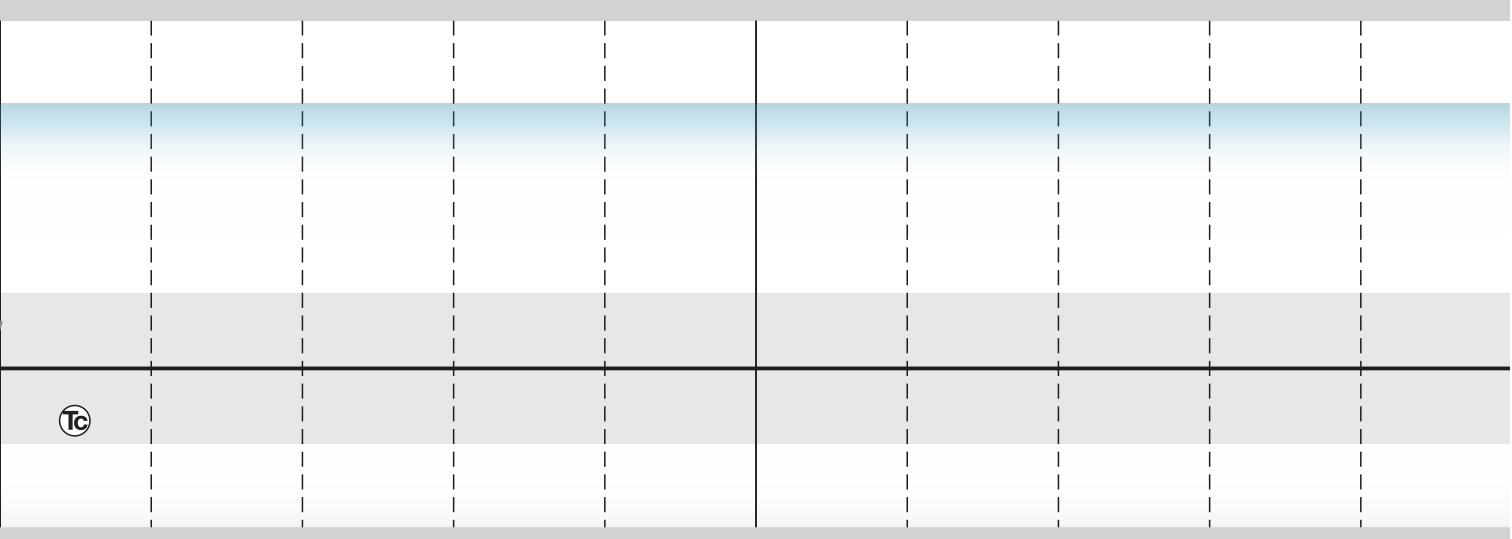
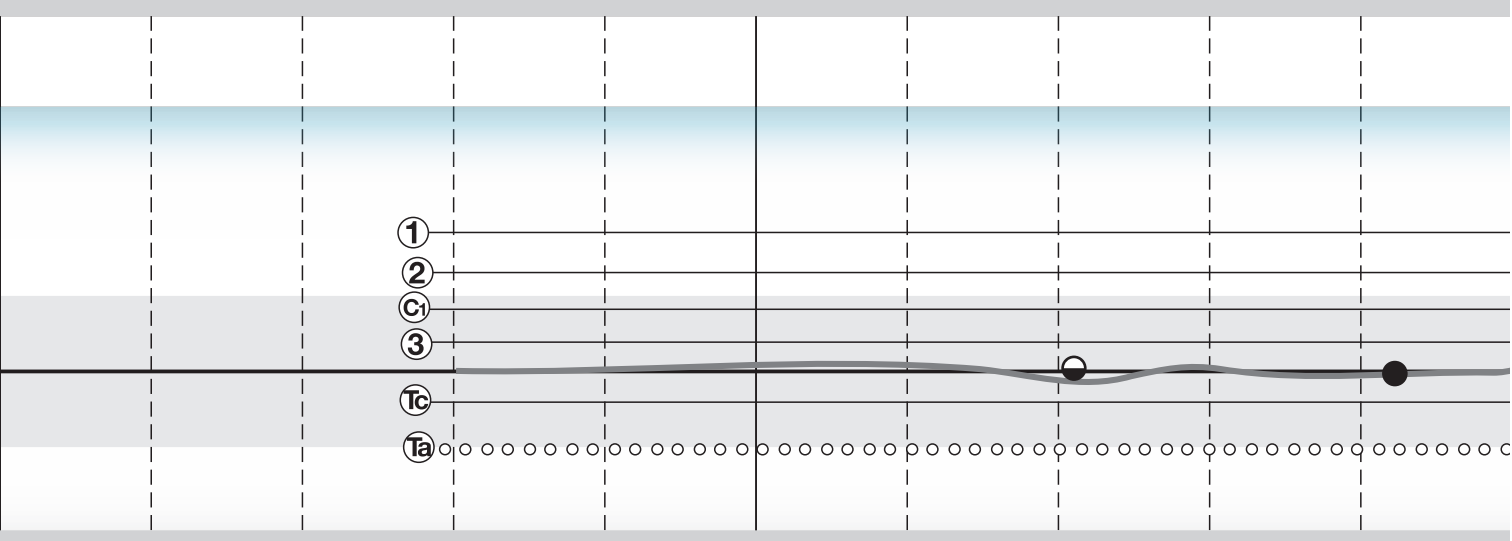
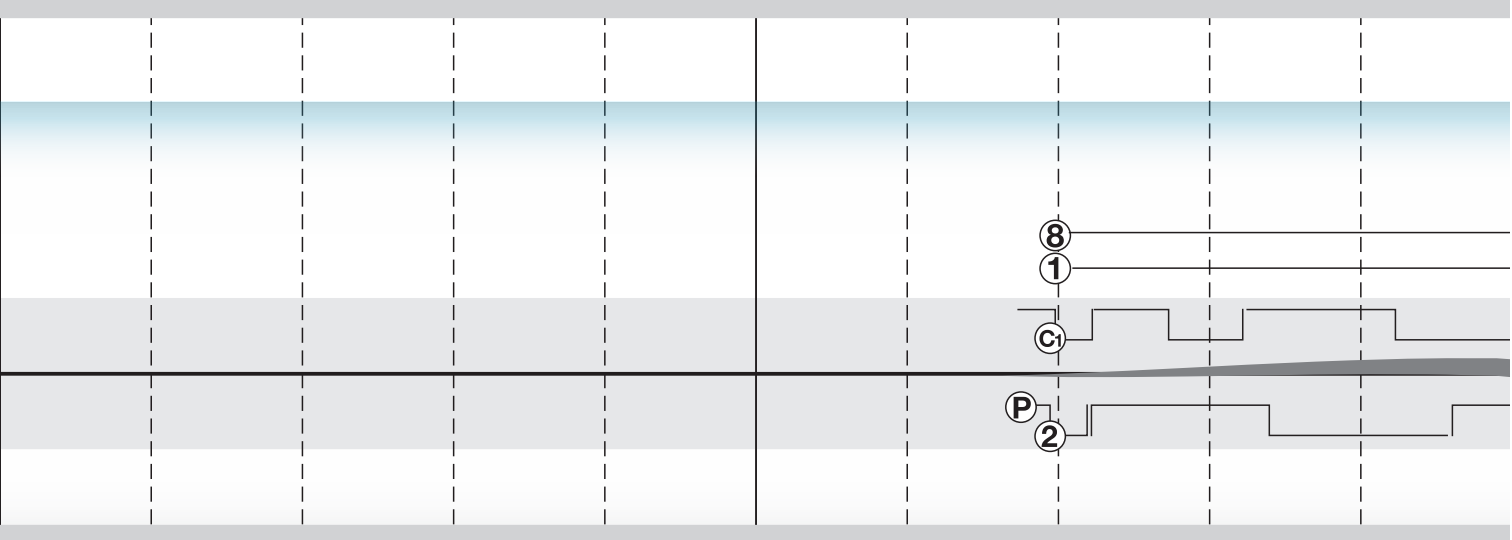
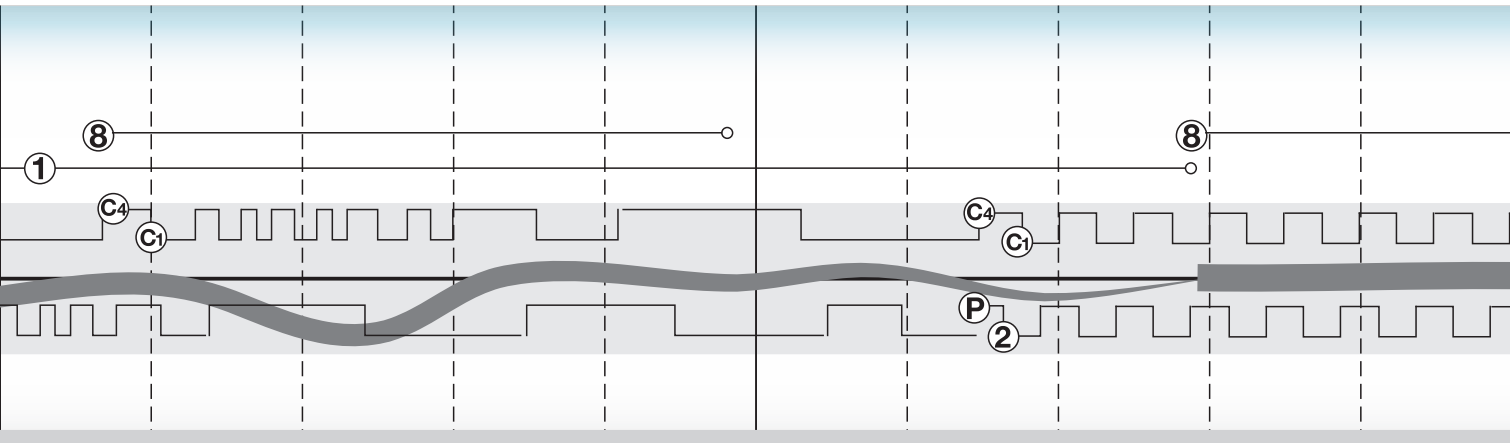
①

③

mp







8
1

1 8 C4 C1 P 2 8

1
2
C
3
C

ppp pos

Musical score for page 95. The score is written on a five-line staff with a treble clef and a sharp sign (#). The dynamic marking *ppp* is written below the staff. The notation includes a series of notes with stems, and a circled '8' above a circled '1' with lines pointing to specific notes. The background features a grid of vertical dashed lines and horizontal shaded bands.

Musical score for page 100. The score is written on a five-line staff with a treble clef. The dynamic marking *ppp* is written below the staff. The notation includes notes with stems, a wavy line, and a series of small squares. On the left side, there are circled numbers 1, 2, 3, and TC with lines pointing to notes. On the right side, there are circled numbers 2, 3, G, C, TC, and A with lines pointing to notes. The background features a grid of vertical dashed lines and horizontal shaded bands.

ppp ppp ppp ppp ppp ppp

8
1
2

ppp ppp ppp ppp ppp ppp

ppp ppp ppp ppp ppp ppp

2
3
G#

ppp ppp ppp ppp ppp mp

1
2
3
C

The first system of the musical score consists of two staves. The upper staff displays a complex waveform with a wavy, oscillating pattern. Above this waveform, there are several annotations: a circled '1' at the beginning, a circled '8' further along, and two circled notes labeled 'C4' and 'C1'. The lower staff is a treble clef staff containing a single note with a sharp sign (#) and the dynamic marking 'ppp' below it.

The second system of the musical score consists of a single treble clef staff. It contains a single note with a sharp sign (#) and the dynamic marking 'ppp' below it.

The third system of the musical score consists of a single treble clef staff. It contains a single note with a flat sign (b) and the dynamic marking 'ppp' below it.

The fourth system of the musical score consists of two staves. The upper staff shows a waveform with a wavy, oscillating pattern. Below the waveform, there are several annotations: a circled 'Tc' at the beginning, a circled 'Ta' further along, and three circled 'Tc' notes towards the end. The lower staff is a treble clef staff containing a single note with the dynamic marking 'ppp' below it.

Musical notation for the first system. It features a treble clef and a series of eighth notes. A fermata is placed over the final note. Circled numbers 8 and 1 are positioned above the notes, likely indicating fingerings or breath marks.

Two empty musical staves for the second system, consisting of a treble clef staff and a bass clef staff.

Musical notation for the third system. It features a treble clef and a series of notes with a fermata. Below the staff is a series of small circles. Circled numbers 1, 2, 3 and circled letters C1, C2, C3 are present, likely indicating fingerings or breath marks.

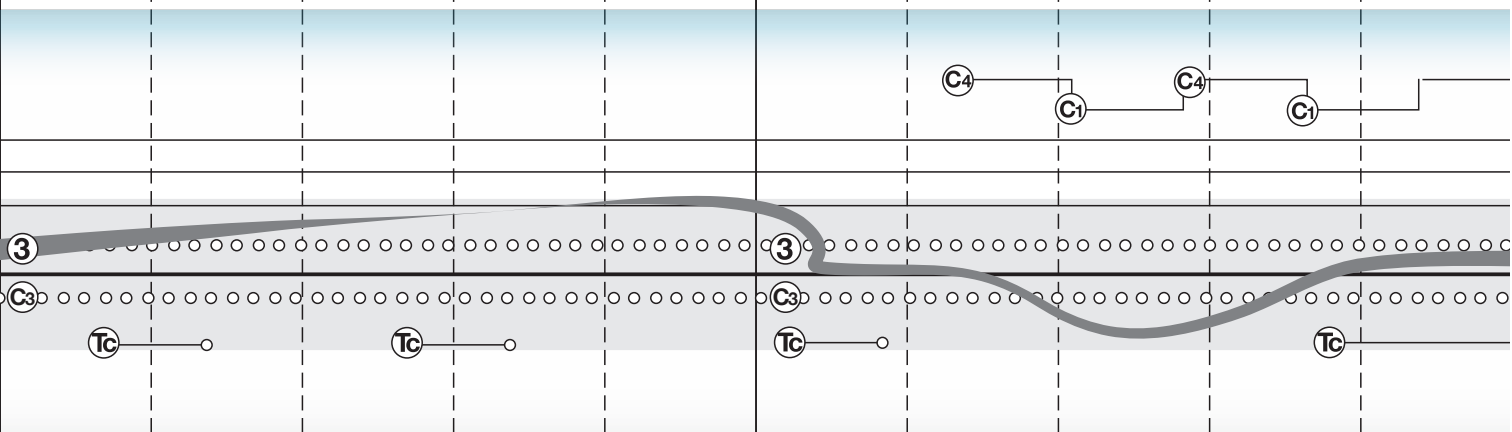
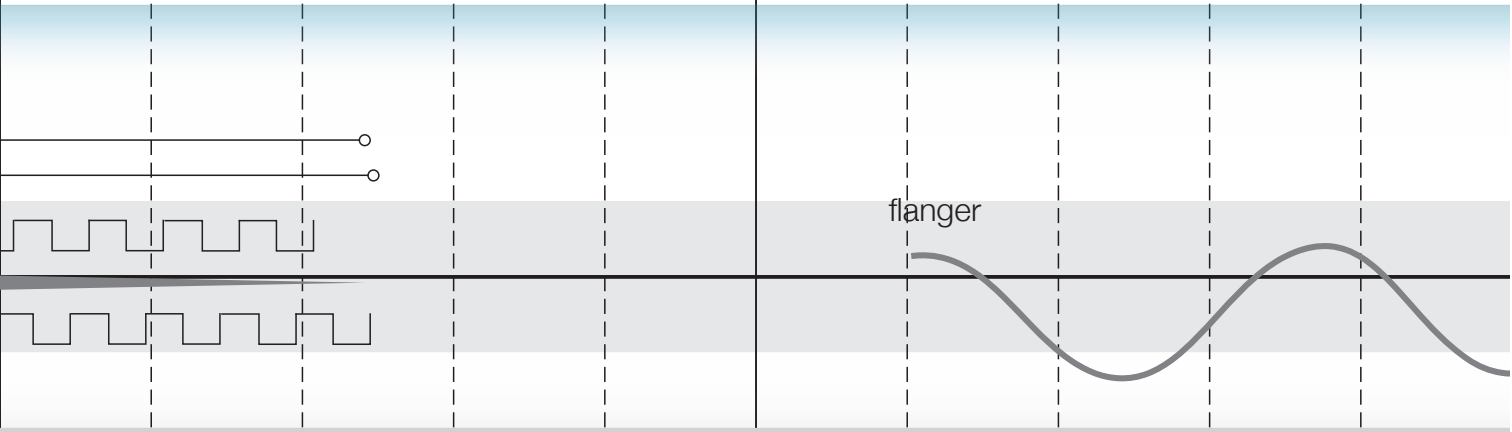
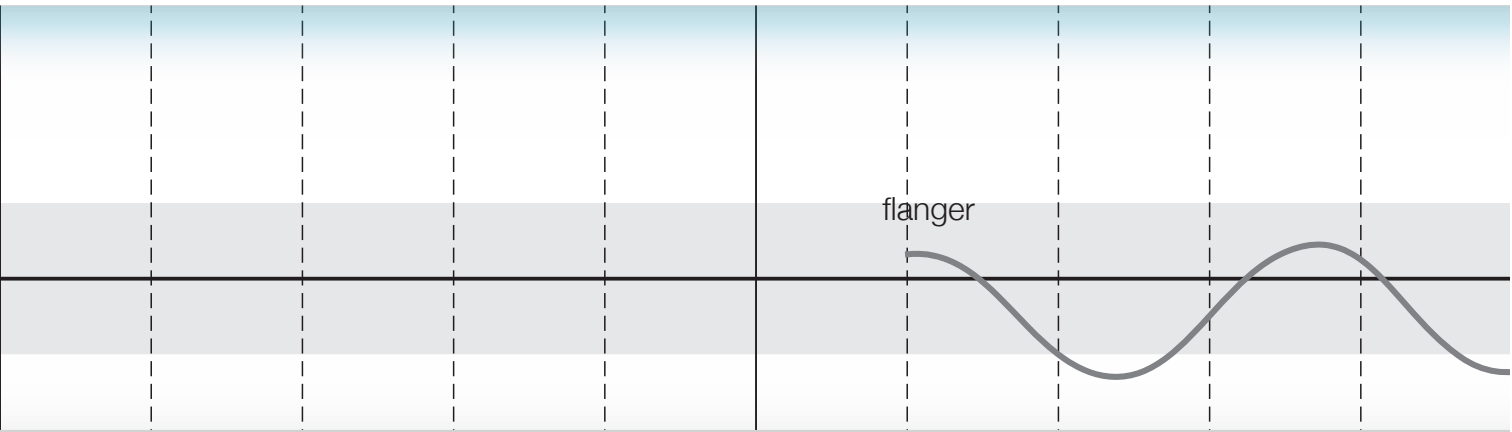
Musical notation for the fourth system. It features a treble clef and a series of notes with a fermata. Below the staff are circled letters Tc and Ta. To the right, there is a treble clef staff with a note and the dynamic marking *ppp*.

The image displays a musical score for two pages, 135 and 140. The score is divided into two main systems. The upper system, spanning both pages, features a treble clef and a *ppp* dynamic marking. It includes a melodic line with a single note on page 135 and a more complex line on page 140. Below the melodic line is a detailed fingering chart with numbers 1, 2, 3, and 8, and letters C1, C2, C3, and Tc. The lower system, also spanning both pages, consists of a grand staff with a treble clef and a *ppp* dynamic marking. It features a melodic line with a single note on page 135 and a more complex line on page 140. Below the melodic line is a detailed fingering chart with numbers 1, 2, 3, and 8, and letters C1, C2, C3, and Tc. The score is set against a background of light blue and grey horizontal bands, with vertical dashed lines indicating bar boundaries.

Musical score for the first system. It features a treble clef on the left. The treble staff contains a series of notes, with some circled and labeled: C4, C1, P, 2, 8, 8, 1. Below the treble staff is a piano staff with a thick, wavy line representing a performance technique or dynamics. Vertical dashed lines mark specific measures across the system.

Musical score for the second system. It features a treble clef on the left. The treble staff contains a series of notes, with some circled and labeled: 8, 1, 2, 3, C3. Below the treble staff is a piano staff with a thick, wavy line. The dynamic marking *ppp* is written below the treble staff. Vertical dashed lines mark specific measures across the system.

Musical score for the third system. It features a treble clef on the left. The treble staff contains a series of notes, with some circled and labeled: C4, C1, C4, C1, C4, C1. Below the treble staff is a piano staff with a thick, wavy line. The dynamic marking *ppp* is written below the treble staff. Vertical dashed lines mark specific measures across the system.



Musical staff with a waveform. The notation shows a treble clef, a sharp sign (#) on the second line, and a piano (*ppp*) dynamic marking.

Musical staff with a waveform. The notation shows a treble clef, a sharp sign (#) on the second line, and a piano (*ppp*) dynamic marking.

Musical staff with a waveform and piano roll. The piano roll shows notes for C4, C3, and C2. The notation shows a treble clef, a flat sign (b) on the second line, and a piano (*ppp*) dynamic marking.

①
②
③
B
④
⑤
⑥
C

*pp*_{pos} *mf* simile *pp*_{sub}

This musical staff shows a melodic line with notes on staves 1 through 6. The notes are: C4 (staff 4), D4 (staff 4), E4 (staff 3), F4 (staff 3), G4 (staff 2), A4 (staff 2), B4 (staff 1), C5 (staff 1), D5 (staff 1), E5 (staff 1), F5 (staff 1), G5 (staff 1), A5 (staff 1), B5 (staff 1), C6 (staff 1). The dynamic markings are *pp*_{pos} at the beginning, *mf* in the middle, and *pp*_{sub} at the end. The word "simile" is written above the *pp*_{sub} marking. There are also two sets of double brackets below the staff, one under the *mf* and one under the *pp*_{sub}.

①
②
③
B
④
⑤
⑥
C

*pp*_{pos} *mf* simile *pp*_{sub}

This musical staff is identical to the one above, showing a melodic line with notes on staves 1 through 6 and dynamic markings *pp*_{pos}, *mf*, and *pp*_{sub} with "simile" above the *pp*_{sub}.

①
②
③
B
④
⑤
⑥
C

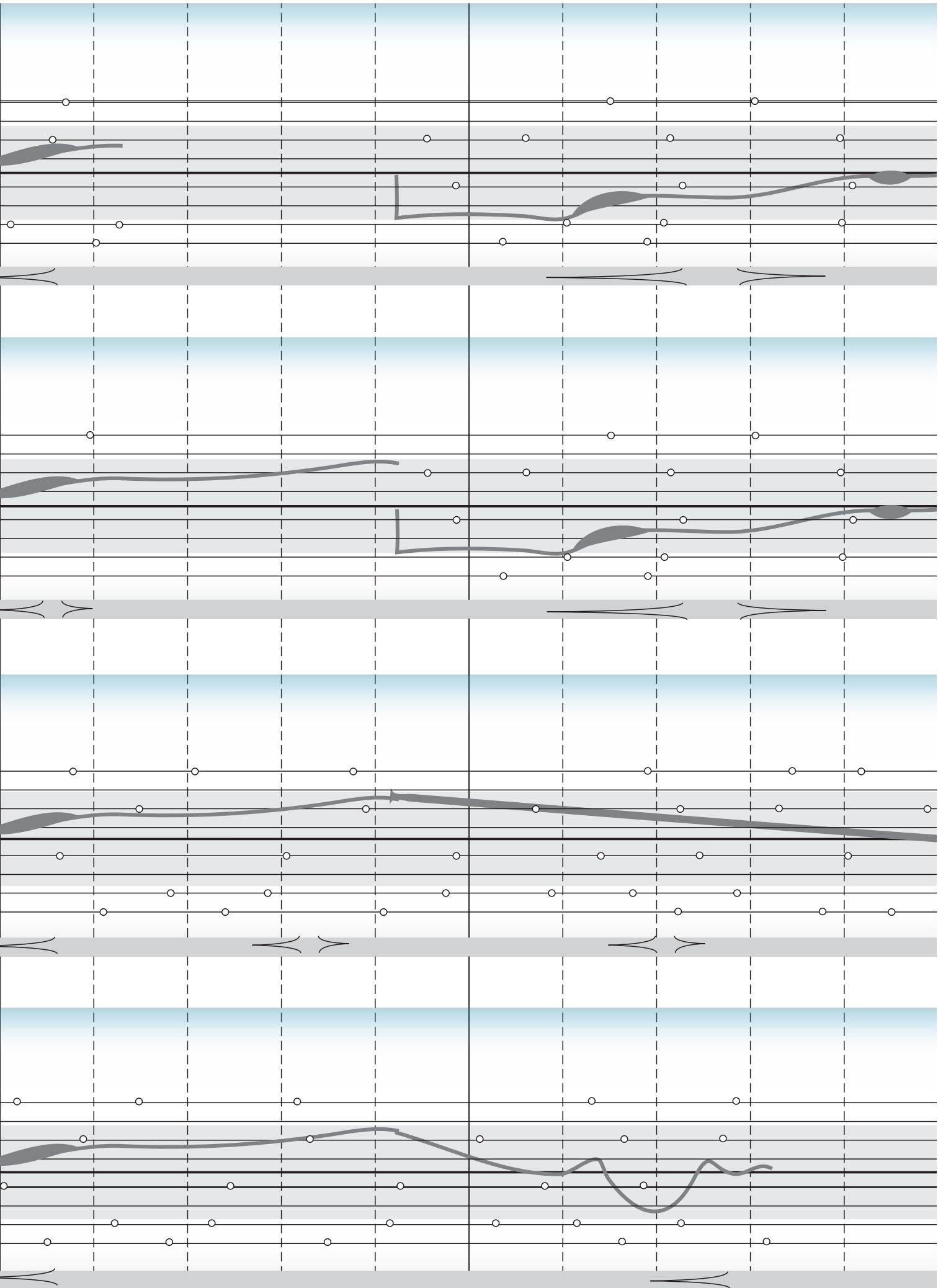
*pp*_{pos} *mf* simile *pp*_{sub}

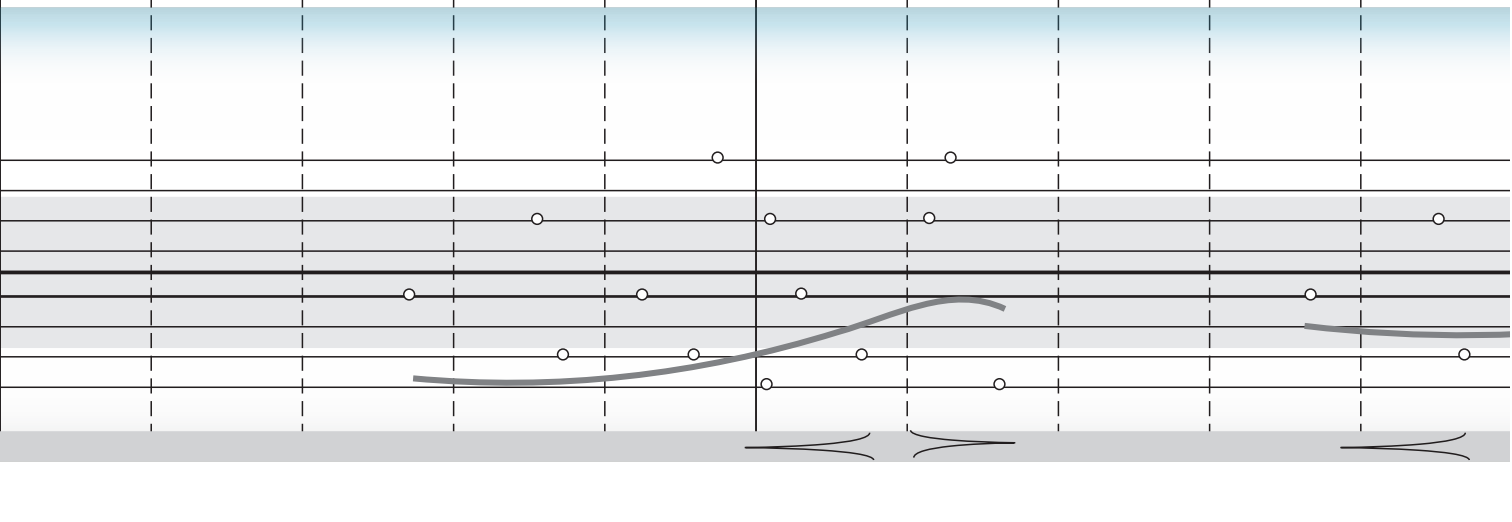
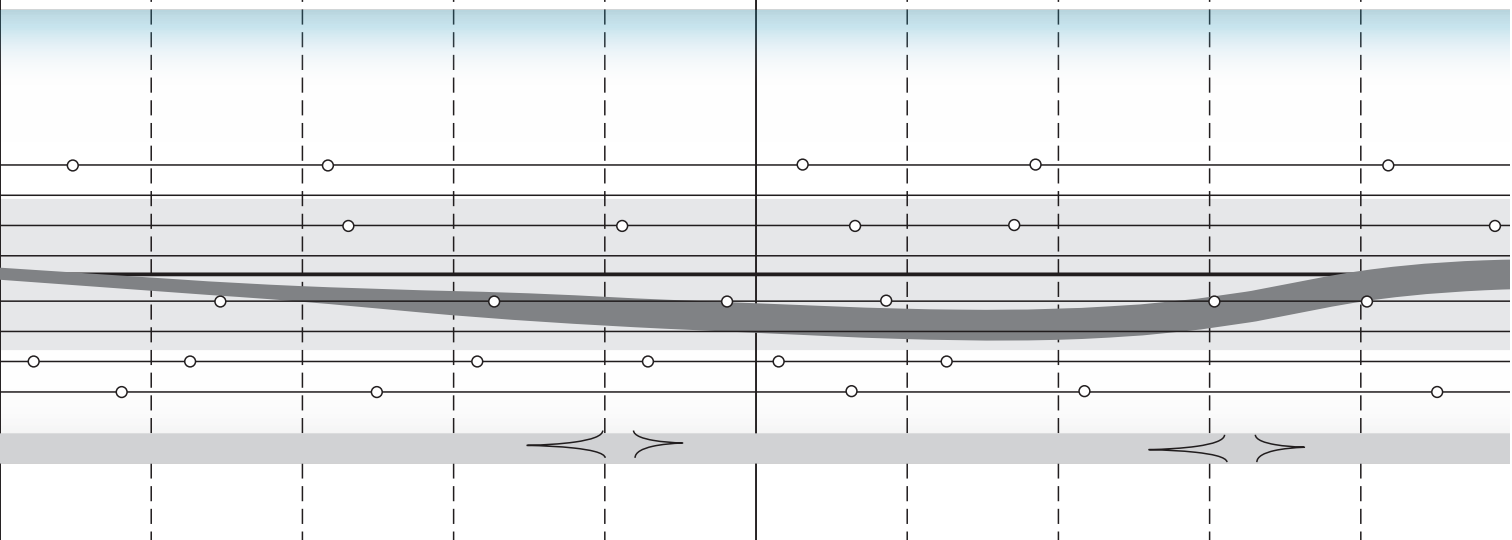
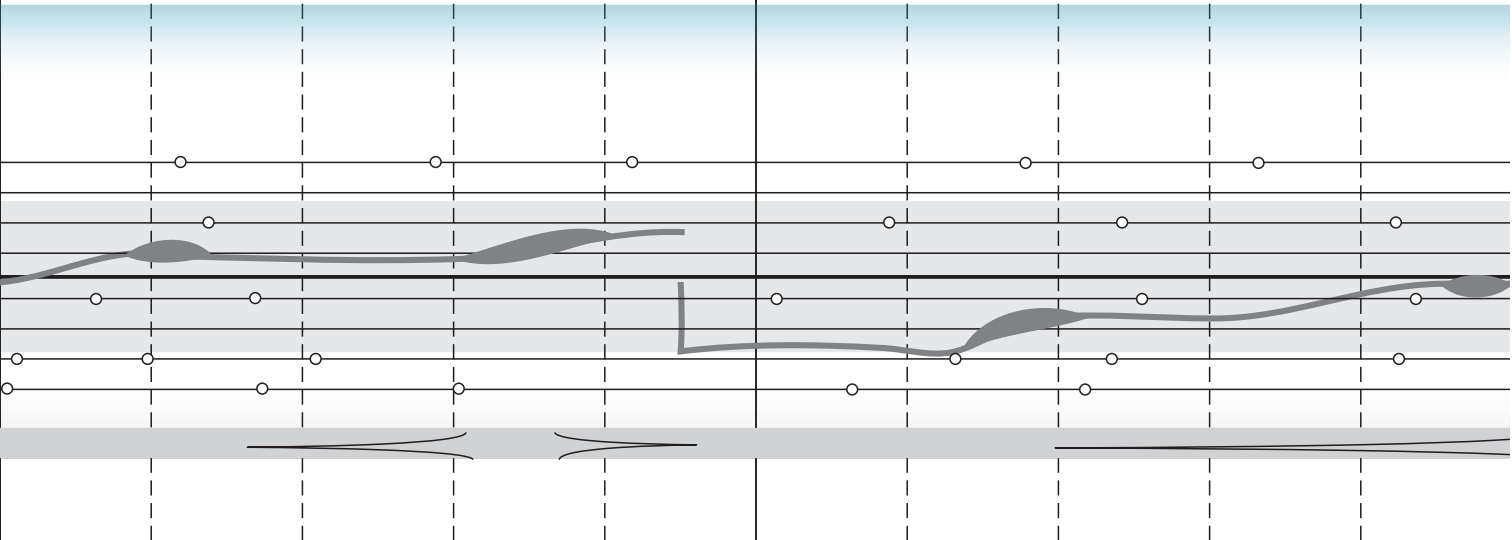
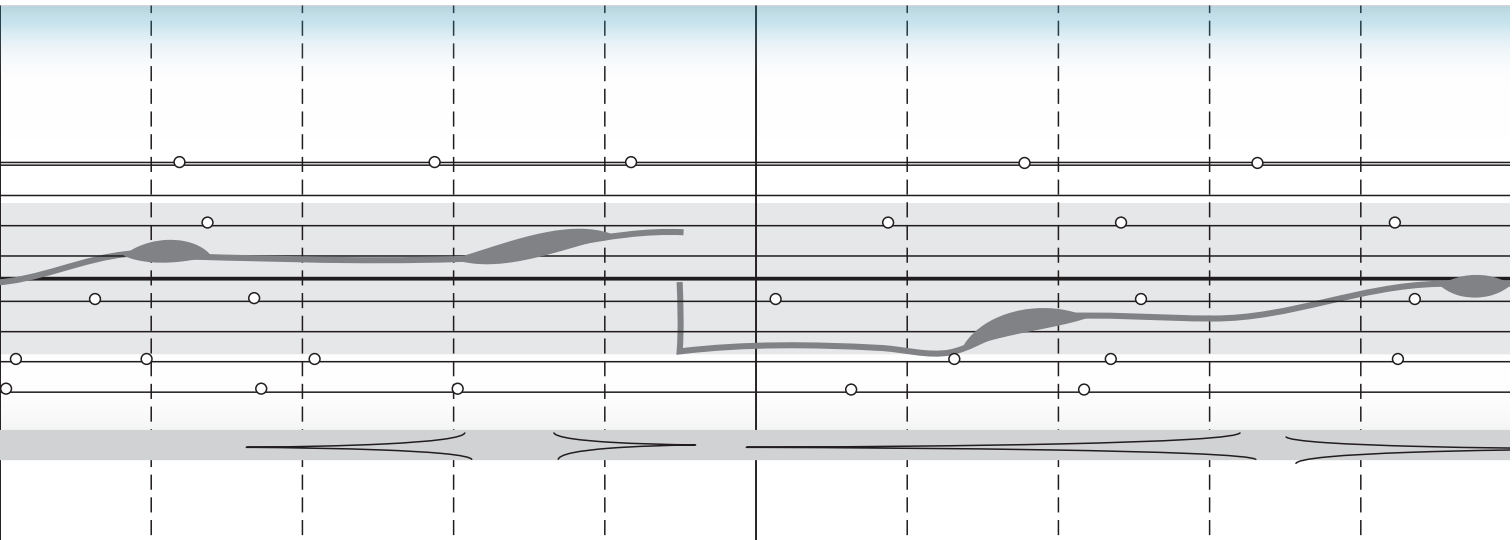
This musical staff is identical to the ones above, showing a melodic line with notes on staves 1 through 6 and dynamic markings *pp*_{pos}, *mf*, and *pp*_{sub} with "simile" above the *pp*_{sub}.

①
②
③
B
④
⑤
⑥
C

*pp*_{pos} *mf* simile *pp*_{sub}

This musical staff is identical to the ones above, showing a melodic line with notes on staves 1 through 6 and dynamic markings *pp*_{pos}, *mf*, and *pp*_{sub} with "simile" above the *pp*_{sub}.

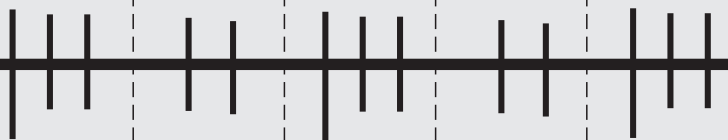




atacar el **Sib** llevando caña desde adentro a la punta y variando presión

Musical notation for the first exercise, showing a treble clef, a sharp sign, and a note with an accent (>) and sfz dynamic marking. A curved arrow indicates the reed movement from the center to the tip.

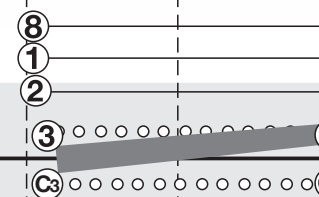
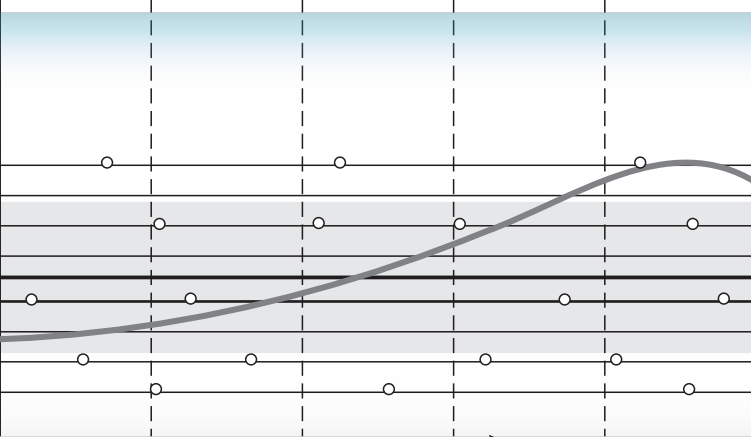
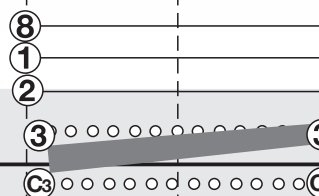
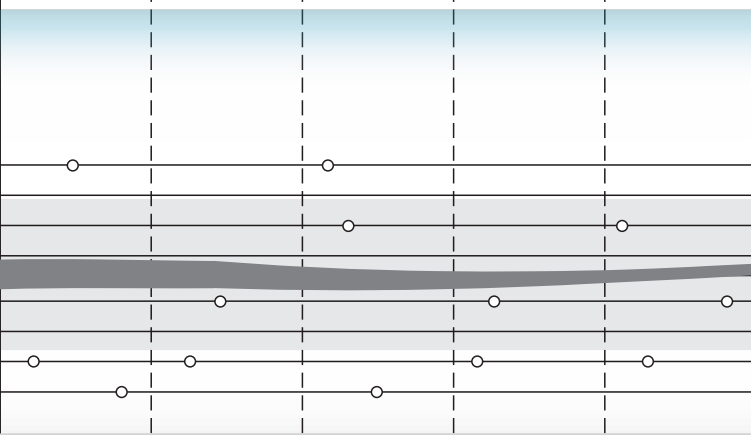
REPETIR RANDOM ENTRE 2 y 3 VECES POR UNIDAD DE TIEMPO



atacar el **Si** llevando caña desde adentro a la punta y variando presión

Musical notation for the second exercise, showing a treble clef, a natural sign, and a note with an accent (>) and sfz dynamic marking. A curved arrow indicates the reed movement from the center to the tip.

REPETIR RANDOM ENTRE 2 y 3 VECES POR UNIDAD DE TIEMPO



A musical staff with five lines, containing rhythmic notation represented by vertical lines of varying heights. The staff is divided into measures by vertical dashed lines.

A musical staff with five lines, containing rhythmic notation. At the end of the staff, there is a treble clef, a sharp sign (#), and the dynamic marking *ppp*.

A musical staff with five lines, showing pitch contour lines and notes. Notes are labeled C4 and C1. The contour lines are thick and grey, indicating pitch movement. The notes are connected by thin lines.

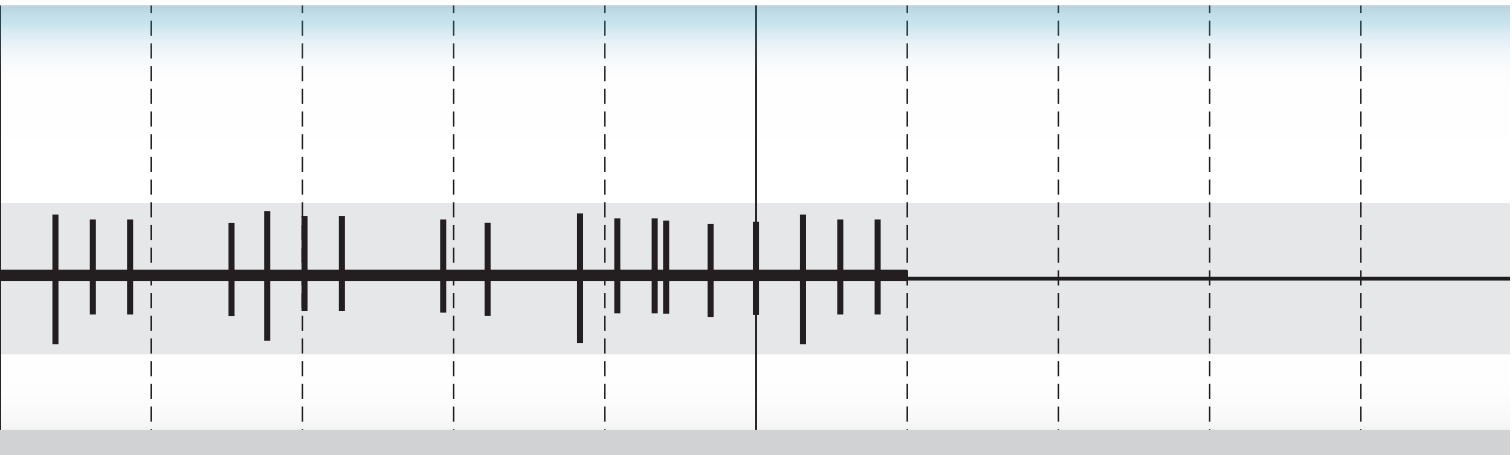
A musical staff with five lines, showing pitch contour lines and notes. Notes are labeled C4 and C1. The contour lines are thick and grey, indicating pitch movement. The notes are connected by thin lines.

A musical staff with five lines, containing rhythmic notation represented by vertical lines of varying heights. The staff is divided into measures by vertical dashed lines.

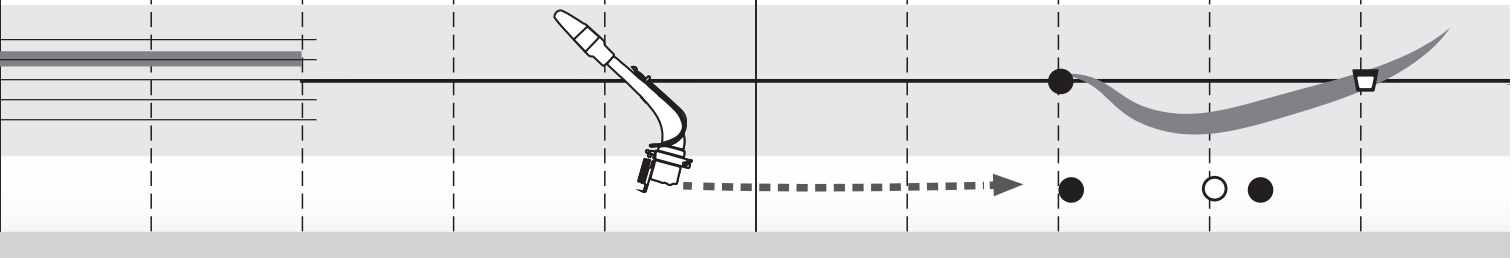
A musical staff with five lines, containing rhythmic notation. At the end of the staff, there is a treble clef, a sharp sign (#), and the dynamic marking *ppp*.

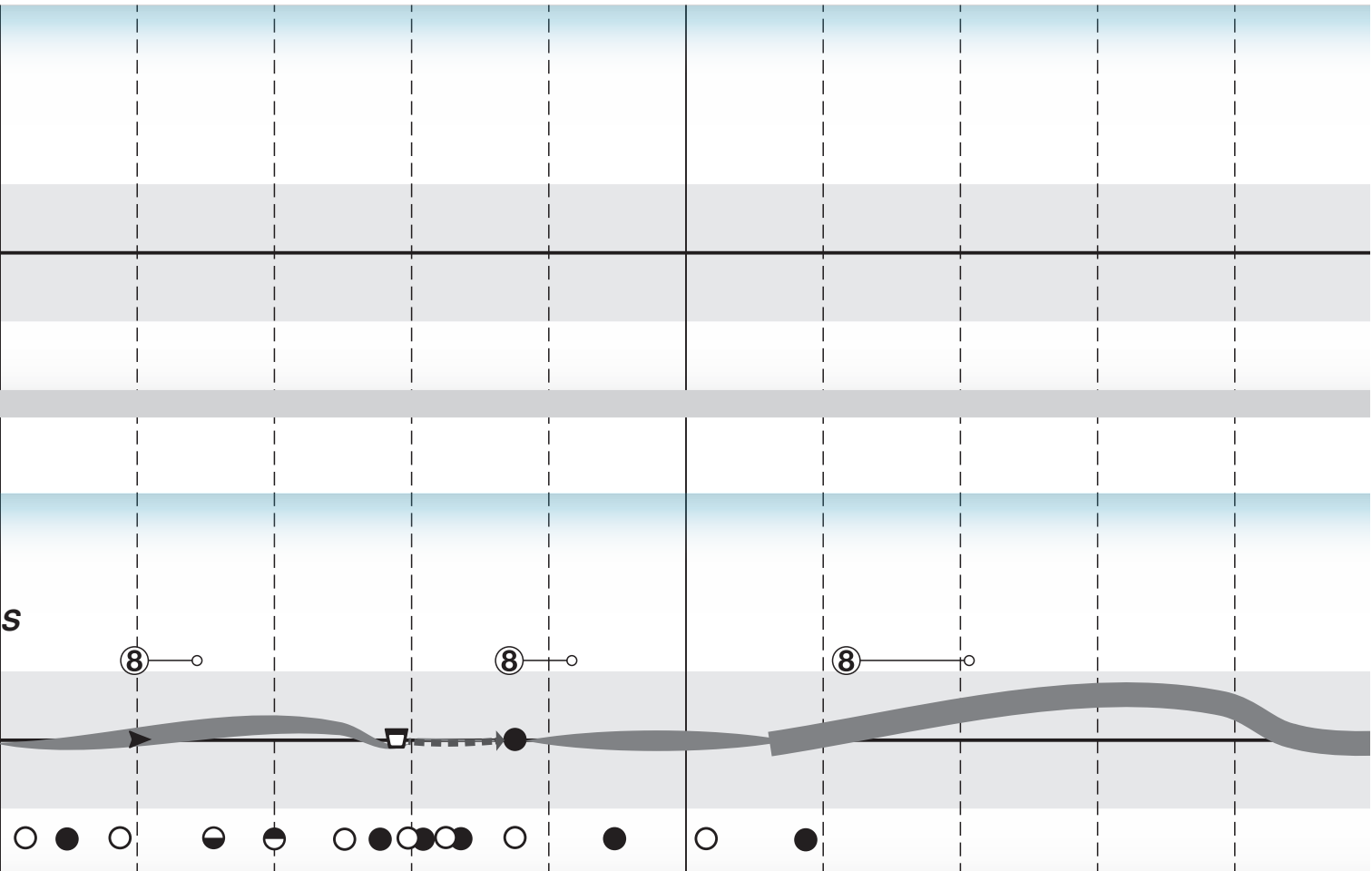
A musical staff with five lines, containing a series of circles and lines. Labels include C4, C1, and Tc. A thick grey line is drawn across the staff, indicating a melodic contour.

A musical staff with five lines, containing a series of circles and lines. Labels include C4, C1, and Tc. A thick grey line is drawn across the staff, indicating a melodic contour.

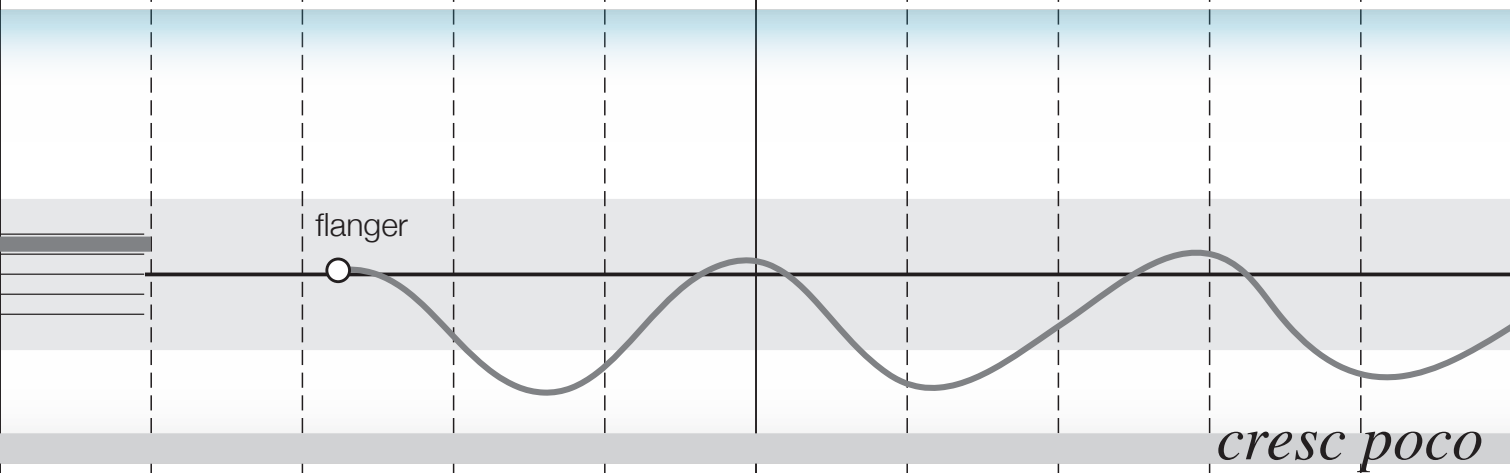


SACAR TUDEL I VARIAR CON EXPRESIVIDAD SIEMPRE CAMBIANDO VELOCIDADES E INSERTANDO NOTAS TENIDAS



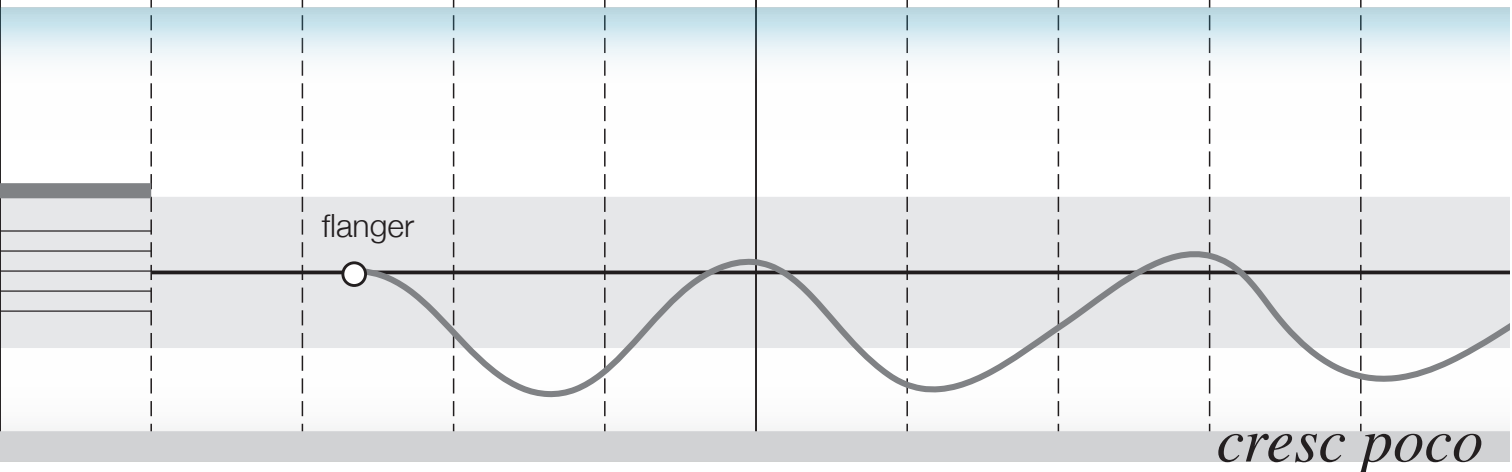


**ABRIR
GRADUAL DE COSTADO**



flanger

cresc poco



flanger

cresc poco



ppp

ALTURA INDEFINIDA LISA

ppp

8




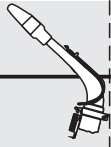
ppp



ppp

The image shows a musical score for two staves. The top staff contains a sequence of notes: a half note, followed by a dotted quarter note marked with a circled '8', and then a series of eighth notes. Below this staff, there are several groups of notes: a group of six eighth notes (three black, three white), a group of four eighth notes (two black, two white), a group of two eighth notes (one black, one white), and a group of four eighth notes (two black, two white). A thick grey line with an arrowhead points to the right, starting from the first group of notes and ending at a square symbol. A dashed line with an arrowhead points to the right, starting from the square symbol and ending at a black dot. The bottom staff features a treble clef, a single eighth note, and three eighth notes. The text 'no dim' is written below the bottom staff.

no dim



dim poco

⑧ — ○



dim poco

The image displays a musical score for two systems, covering measures 275 to 280. The notation is presented on piano staves with various dynamic markings and articulation symbols.

System 1 (Measures 275-280):

- Measure 275:** Features a piano staff with notes on the second, third, and fourth lines. The dynamic marking *dim poco* is present.
- Measure 276:** Features a piano staff with notes on the second, third, and fourth lines. The dynamic marking *dim poco* is present.
- Measure 277:** Features a piano staff with notes on the second, third, and fourth lines. The dynamic marking *dim poco* is present.
- Measure 278:** Features a piano staff with notes on the second, third, and fourth lines. The dynamic marking *dim poco* is present.
- Measure 279:** Features a piano staff with notes on the second, third, and fourth lines. The dynamic marking *dim poco* is present.
- Measure 280:** Features a piano staff with notes on the second, third, and fourth lines. The dynamic marking *dim poco* is present.

System 2 (Measures 275-280):

- Measure 275:** Features a piano staff with notes on the second, third, and fourth lines. The dynamic marking *ppppp* is present.
- Measure 276:** Features a piano staff with notes on the second, third, and fourth lines. The dynamic marking *ppppp* is present.
- Measure 277:** Features a piano staff with notes on the second, third, and fourth lines. The dynamic marking *ppppp* is present.
- Measure 278:** Features a piano staff with notes on the second, third, and fourth lines. The dynamic marking *ppppp* is present.
- Measure 279:** Features a piano staff with notes on the second, third, and fourth lines. The dynamic marking *ppppp* is present.
- Measure 280:** Features a piano staff with notes on the second, third, and fourth lines. The dynamic marking *no dim* is present.

System 3 (Measures 275-280):

- Measure 275:** Features a piano staff with notes on the second, third, and fourth lines. The dynamic marking *ppp* is present.
- Measure 276:** Features a piano staff with notes on the second, third, and fourth lines. The dynamic marking *ppp* is present.
- Measure 277:** Features a piano staff with notes on the second, third, and fourth lines. The dynamic marking *ppp* is present.
- Measure 278:** Features a piano staff with notes on the second, third, and fourth lines. The dynamic marking *ppp* is present.
- Measure 279:** Features a piano staff with notes on the second, third, and fourth lines. The dynamic marking *ppp* is present.
- Measure 280:** Features a piano staff with notes on the second, third, and fourth lines. The dynamic marking *no dim* is present.